



MIFUKO YA UWEKEZAJI WA PAMOJA

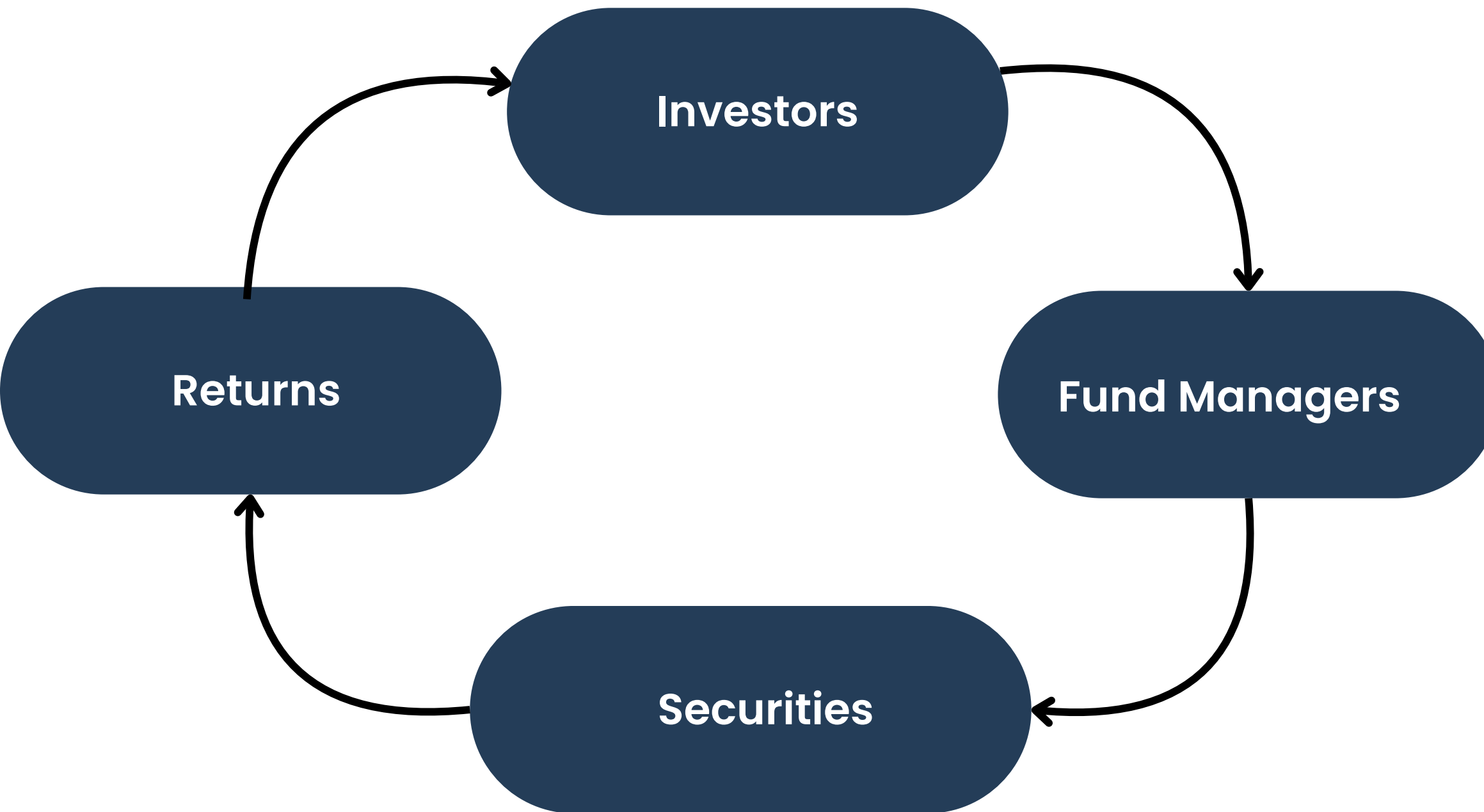
"Collective Investment Schemes"

Concept



KADOO
SECURITIES

Financial
INTERMEDIATION



Why Collective Investment schemes?



Affordable Entry



Professional Management



Diversification



Passive Growth

Types of Funds



According to Flexibility

Open Ended Funds

Closed Ended Funds

According to Investment Type

Money Market Funds

Fixed Income Fund

Equity Fund

Index Fund

Exchange Traded Fund

Types of Funds



Open Ended Funds

Continuous Entry/Exit

Price = NAV per Unit

Example: UTT Amis, Inuka Index Fund

Closed Ended Funds

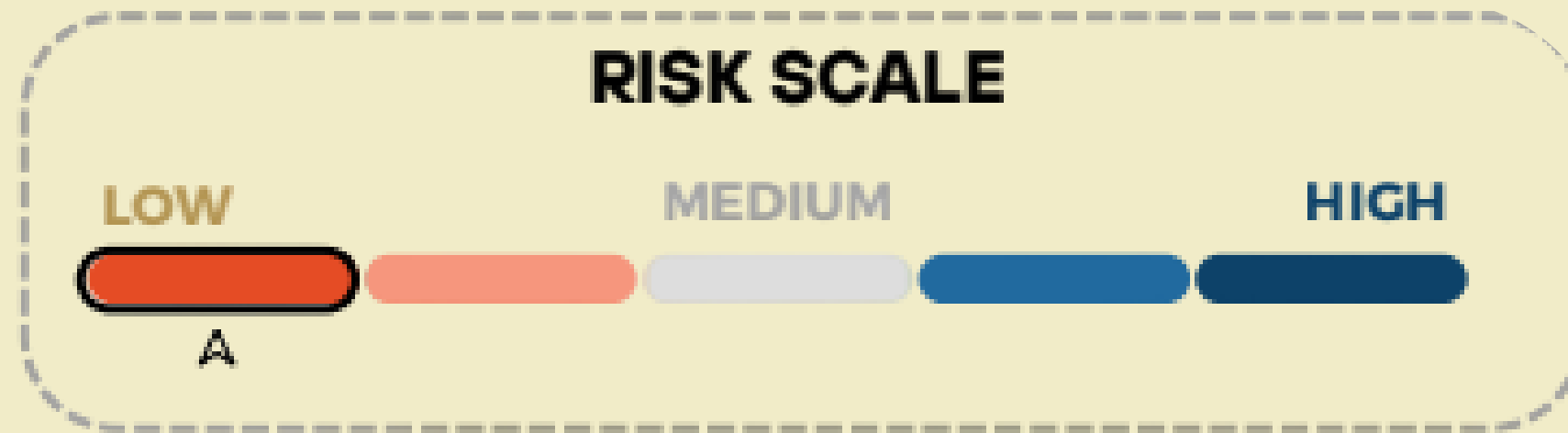
Exchange Traded

Price \neq NAV

Example: NICO, AFRIPRISE

Money Market Funds

Capital Preservation coupled with Marginal Capital Appreciation

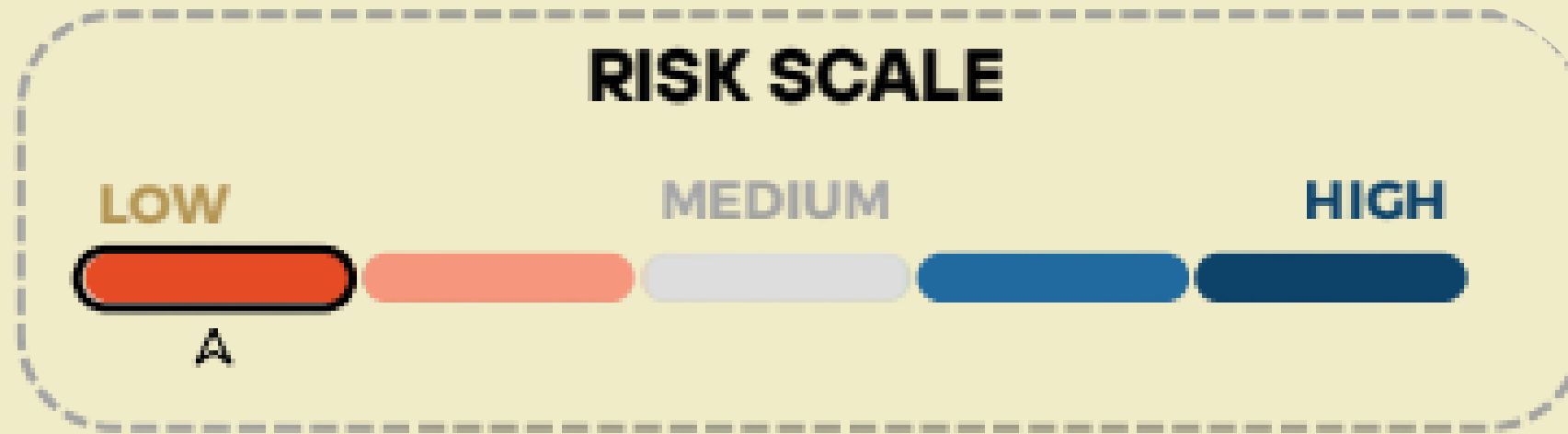


Usually Benchmarked against Treasury Bills, fixed deposits and other short term securities.



Fixed Income Funds

Regular Income coupled with
Marginal Capital Appreciation



Usually Benchmarked against
Treasury bonds.

Large portion is invested in Bonds
with margins on other assets.



Equity Funds

Moderate Capital Appreciation at Medium risk.



Usually Benchmarked against TSI (overall Equity Market Performance)
Large portion is invested in Equities with margins in Bonds



Exchange Traded Funds

Fund Traded In the stock Exchange, just like a stock

Investors can buy or sell ETF units in real time, enjoying both diversification and liquidity in a single investment.

VIS-ETF — Tanzania's first Exchange Traded Fund, offering exposure to a diversified portfolio of DSE-listed Financial equities.



Index Funds

Fund that Mirrors Performance of
a particular Index

Index funds are for investors who believe
in the market's long-term growth.


Usually Benchmarked against TSI
(overall Equity Market Performance)



**Exchange
Traded Funds**

Index Funds

Where to Invest?



UTT Fund Performance to Date



KADOO
SECURITIES

Fund	Date of Inception	Total Return (%)
Umoja Fund	May 16, 2005	1,611.85%
Wekeza Maisha Fund	May 16, 2007	982.96%
Watoto Fund	Oct 1, 2008	702.90%
Jikimu Fund	Nov 3, 2008	92.55%
Liquid Fund	Apr 1, 2013	378.71%
Bond Fund	Sep 2019	21.87%

steady and conservative
growth over time

CIS Annualized Returns



KADOO
SECURITIES

Fund	Annual Return
I Cash	9.06%
I Growth	12.07%
I save	12.89%
I Income	11.25%
I Iman	8.69%
I Dollar	3.72%
Umoja Fund	13.30%
Wekeza Fund	15.30%
Watoto Fund	15.80%
Jikimu Fund	15.50%
Liquid Fund	13.30%
Bond Fund	13.40%
Timiza Fund	13.50%

This table summarizes the average annual returns of major Collective Investment Schemes in Tanzania.

As you can see, most funds deliver between 9% and 15% annually – outperforming inflation and typical savings accounts.

**THANK
YOU!**

Contact Details:

+255 763 889 000

+255 765 152 031



**Our whatsapp
Group Link!**

