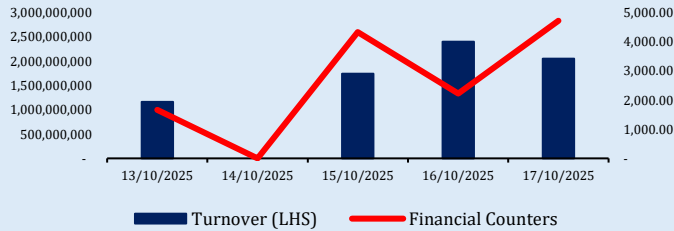


THE WEEK IN REVIEW

Chart of the week: Financial Counters dominate amid Investors' caution



Source: DSE Website

The domestic equity market experienced a decline in Turnover and Volume this week. Total turnover declined to TZS 12.26 billion, and traded volume declined to 8.5 million shares.

Market activity remained dominated by financial counters, led by CRDB, which alone contributed about 63 % of weekly turnover, followed by TBL, Twiga Cement (TPCC), and Simba Cement (TCCL). Despite the high turnover concentration, CRDB's share price retreated 9.4 %, signalling mild profit-taking and caution ahead of Q3 2025 financial disclosures.

Looking ahead, trading activity is expected to remain range-bound as investors await the upcoming Q3 2025 financial results.

1. Equities Performance

Market Capitalization

Total market capitalization decreased to TZS 21,414.83 bn, a 1.58% decline from the previous week's TZS 21,757.85 bn. The Domestic market capitalization decreased to TZS 13,505.22 bn, reflecting a 2.48% dip, mainly from a decline in Domestic counters.

Domestic Equities

Top Gainers:

- PAL rallied by 20.00% to end the week at TZS 395, and TTP advanced 19.70% to end the week at TZS 395. MKCB increased by 13.74% to close at TZS 2,400, and DCB increased by 5.56% to close at TZS 285.

Top Losers:

- CRDB slumped 9.38% to close at TZS 1,160, the steepest decline of the week, extending its recent losing streak.
- NICO followed with a 6.08% drop to TZS 1,390. VODA shed 2.52% to TZS 580, and AFRIPRISE declined by 2.08% to close at TZS 470.

Indices

- The All-Shares Index (DSEI) declined 1.58% to close at 2,498.25 points.
- The Tanzania Share Index (TSI) dipped 2.48% to 5,101.60 points, as AFRIPRISE, CRDB, NICO, TCC, and VODA declined.

Sector indices showed mixed performance:

- **Banks, Finance & Investment (BI):** down 4.40%, closing at 9,235.16 points, reflecting a price decrease in counters such as CRDB, NICO and CRDB.
- **Industrial & Allied (IA):** Increased 0.55% to 4,100.54 points, as TPCC and TBL increased.
- **Commercial Services (CS):** declined 1.92% to 1,648.72 points as VODA decreased.

2. Fixed Income

Primary Market: 2 Year Treasury Bond Auction results, held on 15th October 2025

Description	Competitive	Non-Competitive
NUMBER OF BIDS RECEIVED	82	4
NUMBER OF SUCCESSFUL BIDS	73	4
HIGHEST BID /100	103.1668	
LOWEST BID /100	82.1101	
MINIMUM SUCCESSFUL PRICE / 100	97.4954	
WEIGHTED AVERAGE PRICE (WAP) FOR SUCCESSFUL BIDS	99.8880	99.8880
WEIGHTED AVERAGE YIELD-TO-MATURITY	10.0481	10.0481
AMOUNT OFFERED TZS (000,000)	107,270	11,920
TOTAL TENDERED TZS (000,000)	126,810	82.00
UNDERSUBSCRIBED/OVERSUBSCRIBED (+/-) TZS (000,000)	-19,540	+11,838
SUCCESSFUL BIDS TZS (000,000)	107,110	82

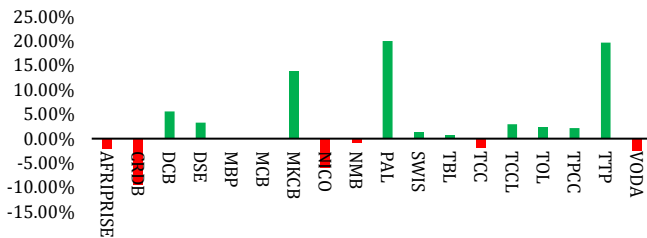
Source: BOT Website



3. Market Watch

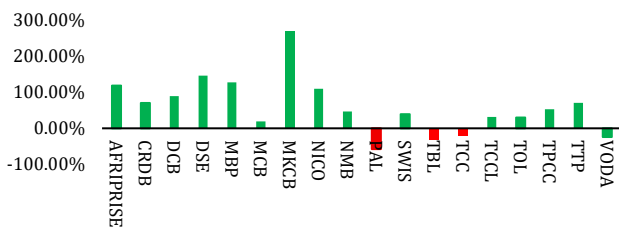
Domestic Counters

Week To Week Share Price Performance



Source: DSE website, Kadoo Calculations

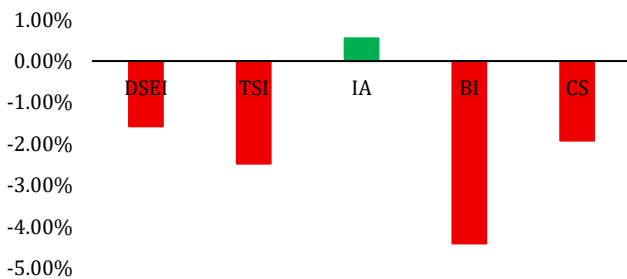
YTD Share Price Performance



Source: DSE website, Kadoo Calculations

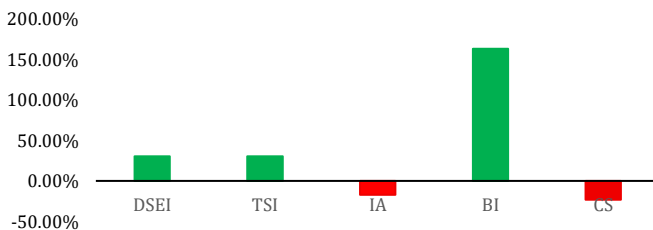
Index Returns

YTD Index Performance



Source: DSE Website, Kadoo Calculations

YTD Index Performance



Source: DSE Website, Kadoo Calculations

Recap:

Company Name	This Week	Last Week	% Change
AFRIPRISE	470	480	▼02.08%
CRDB	1,160	1,280	▼09.38%
DCB	285	270	▲05.56%
DSE	5,990	5,800	▲03.28%
EABL	4,160	4,160	00.00%
JATU	265	265	00.00%
JHL	6,400	6,400	00.00%
KA	10	10	00.00%
KCB	1,180	1,180	00.00%
MBP	710	710	00.00%
MCB	360	360	00.00%
MKCB	2,400	2,110	▲13.74%
MUCOBA	380	380	00.00%
NICO	1,390	1,480	▼06.08%
NMB	7,810	7,880	▼00.89%
NMG	280	280	00.00%
PAL	210	175	▲20.00%
SWALA	450	450	00.00%
SWIS	1,640	1,620	▲01.23%
TBL	7,410	7,350	▲00.82%
TCC	12,370	12,620	▼01.98%
TCCL	2,100	2,040	▲02.94%
TOL	890	870	▲02.30%
TPCC	5,610	5,490	▲02.19%
TTP	395	330	▲19.70%
USL	5	5	00.00%
VODA	580	595	▼02.52%
YETU	510	510	00.00%

Source: DSE Website, Kadoo Calculations

Contact Details:

Analyst's Contacts: 0766114196



Disclaimer

Past performance does not guarantee future results. Prices of securities may fall or rise rapidly or unpredictably depending on the prevailing market conditions.

This report is intended for informational purposes only and is not to be relied on as an offer or solicitation of an offer to buy or sell any securities. The opinions expressed herein may change as subsequent market conditions vary. Information and views presented in this report have been obtained from sources believed by Kadoo Securities Co Limited to be reliable, but Kadoo Securities Co Limited. makes no representation as to their accuracy or completeness.

Kadoo Securities Co. Limited accepts no liability for loss arising from the use of the material presented in this report.

This publication is confidential for the information of the addressee only and may not be reproduced in whole or in part, copies circulated, or disclosed to another party, without the prior written consent of Kadoo Securities Co Limited

© Kadoo Securities Co Limited 2025

