


THE WEEK IN REVIEW

Chart of the Week: Banking Counters drive Turnover despite W/W decline



Source: DSE Website

The DSE recorded a Total Equity Turnover of TZS 9.38bn, down from the previous week's level, reflecting reduced overall market activity.

Despite this decline, banking counters continued to dominate trading. CRDB (TZS 2.97bn) and NMB (TZS 1.86bn) led the market, jointly accounting for nearly 52% of Total Turnover.

Meanwhile, TBL was the standout among non-banking counters, contributing TZS 1.65bn.

1. Equities Performance

Market Capitalization

Total market capitalization declined to TZS 21,999.74 bn, a 2.73% decrease from the previous week, and the Domestic market capitalization fell to TZS 14,254.60 bn, reflecting a 6.14% decline.

Domestic Equities

Top Gainers:

- DCB closed at TZS 285, up 39.02%, leading the weekly rally.
- MKCB gained 28.38% to close at TZS 2,850, while MCB appreciated 21.31% to end at TZS 370.

Top Losers:

- NICO declined by 32.65% to close at TZS 1,320.
- CRDB fell 20.13% to TZS 1,270, while PAL declined by 13.73% to close at TZS 220.

Cross-Listed Equities

Trading in cross-listed counters remained selective. KCB gained momentum, closing at TZS 1,140, while JHL advanced to TZS 5,770. EABL was relatively stable at TZS 4,160, while other regional listings such as NMG and Uchumi saw no activity.

Indices

- The All-Shares Index (DSEI) dipped by 2.73% to close at 2,566.50 points.
- The Tanzania Share Index (TSI) declined by 6.14% to 5,384.65 points, as CRDB, NICO, and MBP declined.

Sector indices showed a decline in performance:

- Banks, Finance & Investment (BI): down 7.93%, closing at 9,898.29 points.
- Industrial & Allied (IA): down 3.13%, closing at 4,295.44 points, dragged by TCC, TPCC and TBL.
- Commercial Services (CS): down 6.19% to close at 1,644.14 points, as VODA and SWISSPORT depreciated.

2. Fixed Income

Primary Market

The Bank of Tanzania conducted a 15-year Treasury bond auction (No. 670) on 20th August 2025, with a coupon rate of 14.5% and a redemption date on 6th March 2040.

- **Bids & Demand:** The auction attracted 226 bids, totalling TZS 668.7bn against an offer size of TZS 191.8bn, marking an oversubscription of TZS 476.9bn. Out of this, 50 bids were successful, amounting to TZS 244.3bn.

Insight:

The oversubscription highlights continued investor appetite for fixed-income papers. This underscores the strong preference for government securities as a safe-haven asset class.

Secondary Market

The secondary bond market recorded 318 deals from both Treasury and Corporate bond segments this week, recording a Total Turnover of TZS 257.52 Bn.

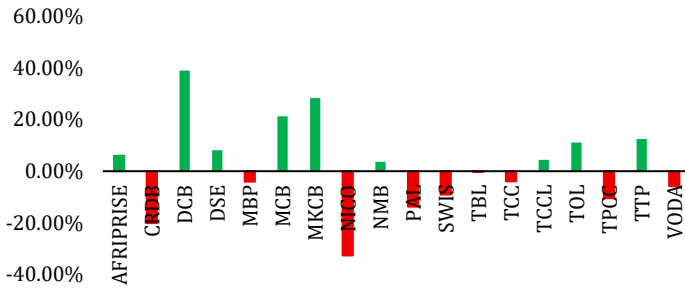
The strong secondary bond turnover reflects investors' continued preference for government securities, particularly long-dated maturities.



3. Market Watch

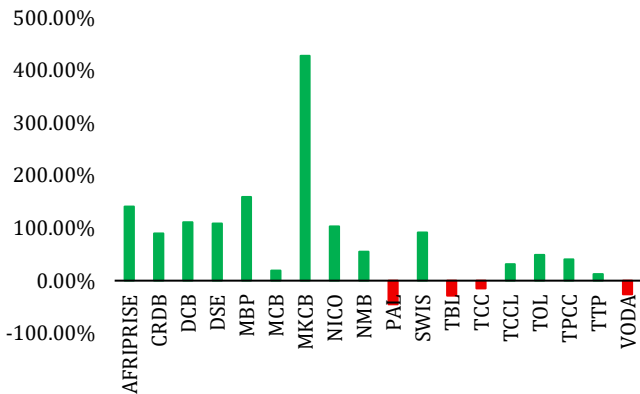
Domestic Counters

Week to Week Share Price Performance



Source: DSE website, Kadoo Calculations

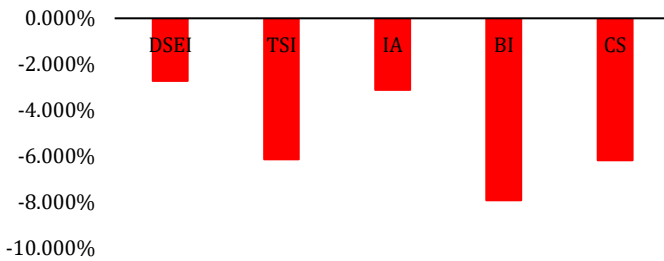
YTD Share Price Performance



Source: DSE website, Kadoo Calculations

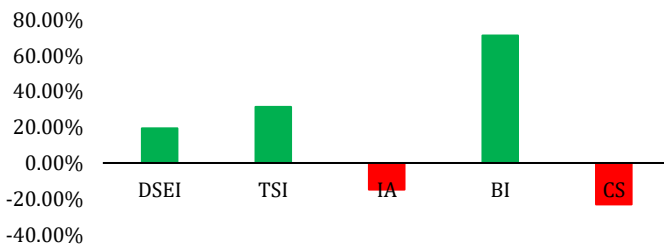
Index Returns

Week to Week Index Performance



Source: DSE Website, Kadoo Calculations

YTD Index Performance



Source: DSE Website, Kadoo Calculations

Recap:

Company Name	This Week	Last Week	% Change
AFRIPRISE	530	500	▲6.00%
CRDB	1,270	1,590	▼20.13%
DCB	285	205	▲39.02%
DSE	4,920	4,550	▲8.13%
EABL	4,160	4,160	0.00%
JATU	265	265	0.00%
JHL	5,770	5,500	▲4.91%
KA	10	10	0.00%
KCB	1,140	1,040	▲9.62%
MBP	830	865	▼4.05%
MCB	370	305	▲21.31%
MKCB	2,850	2,220	▲28.38%
MUCOBA	400	400	0.00%
NICO	1,320	1,960	▼32.65%
NMB	8,310	8,020	▲3.62%
NMG	280	280	0.00%
PAL	220	255	▼13.73%
SWALA	450	450	0.00%
SWIS	2,110	2,320	▼9.05%
TBL	7,790	7,810	▼0.26%
TCC	14,490	15,080	▼3.91%
TCCL	2,360	2,260	▲4.42%
TOL	1,000	900	▲11.11%
TPCC	5,050	5,640	▼10.46%
TTP	135	120	▲12.50%
USL	5	5	0.00%
VODA	570	605	▼5.79%
YETU	510	510	0.00%

Source: DSE Website, Kadoo Calculations

Contact Details:

0763889000



Disclaimer

Past performance does not guarantee future results. Prices of securities may fall or rise rapidly or unpredictably depending on the prevailing market conditions.

This report is intended for informational purposes only and is not to be relied on as an offer or solicitation of an offer to buy or sell any securities. The opinions expressed herein may change as subsequent market conditions vary. Information and views presented in this report have been obtained from sources believed Kadoo Securities Co Limited to be reliable, but Kadoo Securities Co Limited. makes no representation as to their accuracy or completeness.

Kadoo Securities Co. Limited accepts no liability for loss arising from the use of the material presented in this report.

This publication is confidential for the information of the addressee only and may not be reproduced in whole or in part, copies circulated, or disclosed to another party, without the prior written consent of Kadoo Securities Co Limited

© Kadoo Securities Co Limited 2025

