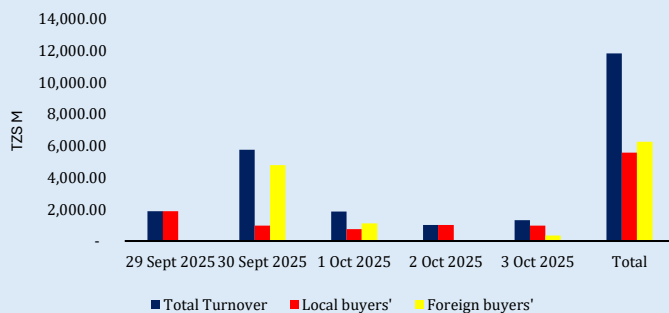


## THE WEEK IN REVIEW

**Chart of the week:** Turnover declines, despite a surge in Foreign Buyer Participation



The domestic equity market experienced a decline in Turnover this week, despite an Increase in foreign investor participation. Total turnover declined to TZS 11.83 billion, while traded volume rose to 13.76 million shares.

The week was characterized by a shift in market leadership from local to foreign investors, with foreign participation contributing to 53% of total turnover, compared to less than 3% in the previous week. The week's activity was largely driven by Financial and Commercial counters, particularly CRDB and VODA which collectively accounted for the majority of weekly turnover.

Looking ahead, foreign Participation is expected to persist, supporting activity especially in financial stocks. Local investors may gradually re-engage in the coming weeks amid expectations of Positive Q3 2025 Financial results.

### 1. Equities Performance

#### Market Capitalization

Total market capitalization decreased to TZS 21,297.59 bn, a 0.56% decline from the previous week's TZS 21,418.13 bn. The Domestic market capitalization decreased to TZS 13,506.79bn, reflecting a 0.88% dip, mainly from a decline in Domestic counters.

#### Domestic Equities

##### Top Gainers:

- TTP advanced 20.49% to end the week at TZS 205, and DSE increased by 16.00% to close at TZS 5,800.
- MKCB increased by 3.65% to close at TZS 1,990 and NICO increased by 3.03% to close at TZS 1,360

##### Top Losers:

- MCB slumped 11.90% to close at TZS 370, the steepest decline of the week, extending its recent losing streak.
- TCCL followed with an 8.88% drop to TZS 2,360, reversing its previous rally. NMB shed 0.63% to TZS 7,850 and CRDB declined by 3.39% to close at TZS 1,140.

#### Indices

- The All-Shares Index (DSEI) declined 0.56% to close at 2,484.57 points.
- The Tanzania Share Index (TSI) dipped 0.88% to 5,102.19 points, as AFRIPRISE, CRDB, MBP, SWIS, TCC, TCCL and NMB declined.

Sector indices showed mixed performance:

- Banks, Finance & Investment (BI):** down 1.50%, closing at 9,168.57 points, reflecting a price decrease in counters such as CRDB, MCB, MBP and CRDB.
- Industrial & Allied (IA):** decreased 0.30% to 4,148.19 points, as TCCL and TCC decreased.
- Commercial Services (CS):** rose 0.38% to 1,649.69 points as VODA increased.

### 2. Fixed Income

**Primary Market:** 10 Year Treasury Bond Auction results, held on 1st October 2025

| Description  | Competitive | Non-Competitive |
|--|-------------|-----------------|
| NUMBER OF BIDS RECEIVED                            | 110         | 136             |
| NUMBER OF SUCCESSFUL BIDS                          | 16          | 136             |
| HIGHEST BID /100                                   | 113.0012    |                 |
| LOWEST BID /100                                    | 96.2986     |                 |
| MINIMUM SUCCESSFUL PRICE / 100                     | 104.5       |                 |
| WEIGHTED AVERAGE PRICE (WAP) FOR SUCCESSFUL BIDS   | 105.8392    | 105.8392        |
| WEIGHTED AVERAGE YIELD-TO-MATURITY                 | 12.4457     | 12.4457         |
| AMOUNT OFFERED TZS (000,000)                       | 146,480     | 16,280          |
| TOTAL TENDERED TZS (000,000)                       | 543,731.30  | 6,601.50        |
| UNDERSUBSCRIBED/OVERSUBSCRIBED (+/-) TZS (000,000) | -397,251.30 | 9,678.50        |
| SUCCESSFUL BIDS TZS (000,000)                      | 124,305.50  | 6,601.50        |

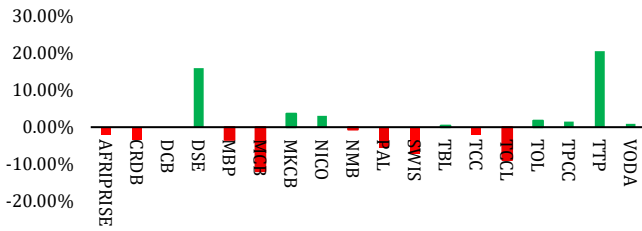
Source: BOT Website



### 3. Market Watch

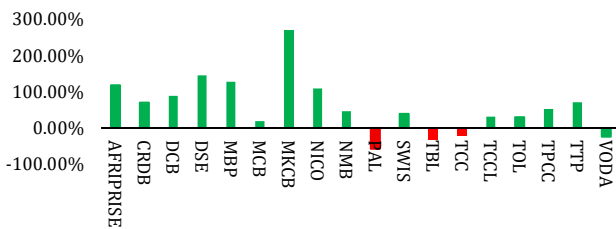
#### Domestic Counters

Week To Week Share Price Performance



Source: DSE website, Kadoo Calculations

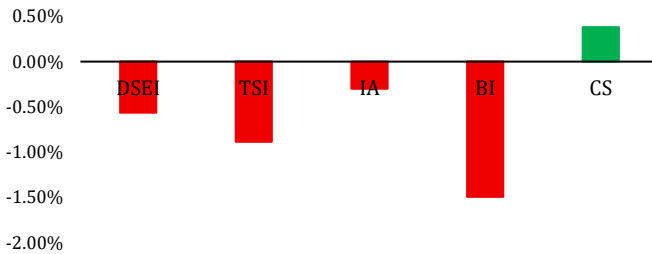
YTD Share Price Performance



Source: DSE website, Kadoo Calculations

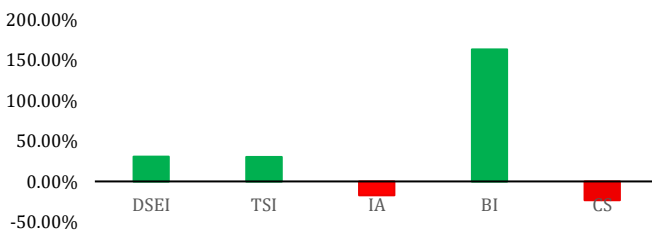
#### Index Returns

Week To Week Index Performance



Source: DSE Website, Kadoo Calculations

YTD Index Performance



Source: DSE Website, Kadoo Calculations

#### Recap:

| Company Name | This Week | Last Week | % Change |
|--------------|-----------|-----------|----------|
| AFRIPRISE    | 480       | 490       | ▼02.04%  |
| CRDB         | 1,140     | 1,180     | ▼03.39%  |
| DCB          | 255       | 255       | 00.00%   |
| DSE          | 5,800     | 5,000     | ▲16.00%  |
| EABL         | 4,160     | 4,160     | 00.00%   |
| JATU         | 265       | 265       | 00.00%   |
| JHL          | 6,400     | 6,400     | 00.00%   |
| KA           | 10        | 10        | 00.00%   |
| KCB          | 1,140     | 1,140     | 00.00%   |
| MBP          | 705       | 730       | ▼03.42%  |
| MCB          | 370       | 420       | ▼11.90%  |
| MKCB         | 1,990     | 1,920     | ▲03.65%  |
| MUCOBA       | 340       | 340       | 00.00%   |
| NICO         | 1,360     | 1,320     | ▲03.03%  |
| NMB          | 7,850     | 7,900     | ▼00.63%  |
| NMG          | 280       | 280       | 00.00%   |
| PAL          | 170       | 180       | ▼05.56%  |
| SWALA        | 450       | 450       | 00.00%   |
| SWIS         | 1,530     | 1,650     | ▼07.27%  |
| TBL          | 7,330     | 7,300     | ▲00.41%  |
| TCC          | 13,390    | 13,660    | ▼01.98%  |
| TCCL         | 2,360     | 2,590     | ▼08.88%  |
| TOL          | 870       | 855       | ▲01.75%  |
| TPCC         | 5,490     | 5,410     | ▲01.48%  |
| TTP          | 205       | 170       | ▲20.59%  |
| USL          | 5         | 5         | 00.00%   |
| VODA         | 585       | 580       | ▲00.86%  |
| YETU         | 510       | 510       | 00.00%   |

Source: DSE Website, Kadoo Calculations

#### Contact Details:

Analyst's Contacts: 0766114196



### Disclaimer

Past performance does not guarantee future results. Prices of securities may fall or rise rapidly or unpredictably depending on the prevailing market conditions.

This report is intended for informational purposes only and is not to be relied on as an offer or solicitation of an offer to buy or sell any securities. The opinions expressed herein may change as subsequent market conditions vary. Information and views presented in this report have been obtained from sources believed by Kadoo Securities Co Limited to be reliable, but Kadoo Securities Co Limited. makes no representation as to their accuracy or completeness.

Kadoo Securities Co. Limited accepts no liability for loss arising from the use of the material presented in this report.

This publication is confidential for the information of the addressee only and may not be reproduced in whole or in part, copies circulated, or disclosed to another party, without the prior written consent of Kadoo Securities Co Limited

© Kadoo Securities Co Limited 2025

